

Department of Chemistry and Biochemistry Faculty Research Areas

Our interests focus on organic and polymer synthesis in general. More specifically, we are interested in developing novel light-emitting and liquid-crystalline polymers for their multitude applications in modern technology, including biosensors.

In another project, we are developing ionic liquids and ionic liquid crystals for their better ionic conductivities as electrolytes for next generation batteries. Significant efforts are concentrated on the development organic ionic plastic crystals for the solid state batteries.

Carbon nanotube-based composite materials based on ionic polymers are of significant interest in our group. In recent years, we are also actively pursuing the development of cisplatin analogs for cancer therapy.



Colorful Perylium Salts




Liquid Crystalline Texture




Fluorescent Perylium Solution

Current Research Interests

- Thermotropic and Lyotropic Liquid Crystalline Polymers
- Polyesters, Viologen Polymers, Poly(pyridinium salt)s
- Fire Retardant Polymers
- Light-Emitting Properties of Polymers
- Photo-responsive Polymers
- Proton and Anion Exchange Membranes
- Oxidation of Carbohydrates by Viologens
- Ionic Liquids, Liquid Crystals, and Plastic Crystals
- Novel Light-Harvesters for Solar Energy Storage
- Fluorescent Molecules for Cell Imaging
- Pyrylium Salt Chemistry
- Lasing Properties in Organic Solvents and Water
- Two Photon Induced Absorption Fluorescent Properties
- Piezochromic Materials
- Magnetic Materials
- Cisplatin Analogues for Cancer Therapy



Polymer
Flame
Testing



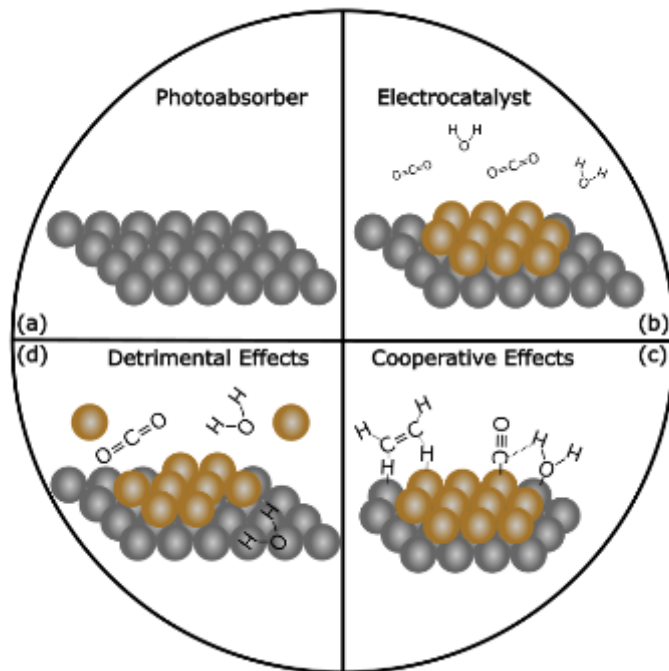
Interfacial Photochemistry

- **Dr. Jared P. Bruce**
- Assistant Professor
- Department of Chemistry and Biochemistry
- Email: jared.bruce@unlv.edu
- Website: jpbruce.faculty.unlv.edu

Expertise

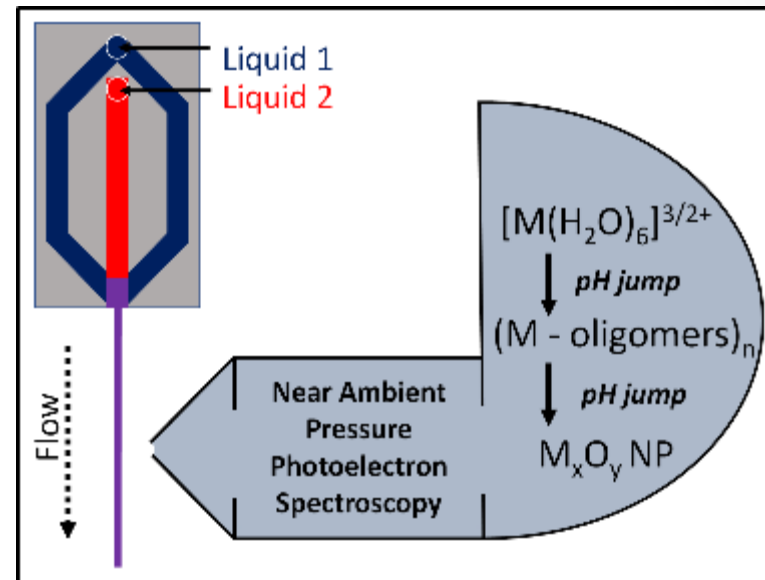
- Heterogeneous Photochemistry
- Electrocatalysis
- Photocatalysis
- Atmospheric Chemistry
- Surface Chemistry and Interfacial Characterization
- Near Ambient Pressure Photoelectron Spectroscopy

Hybrid Co-Catalyst/Photoabsorber Photochemical Interfaces



- Metals often make good electrocatalysts
- Semiconductors make good photoabsorbers
- The combination of the two create a new, complex interface that can be leveraged to increase the efficiency of co-catalyst/photoabsorber devices

Mixing Liquid Jet Photoelectron Spectroscopy



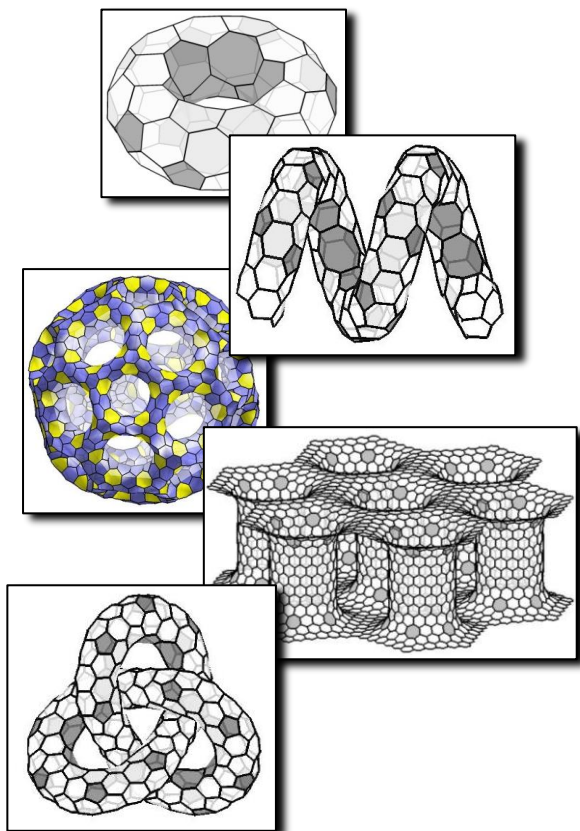
- Dynamic processes are tricky to study at the liquid surface
- A small liquid jet (20 μm dia.) is used to investigate the liquid surface
- Microfluidic chips provide mixing chamber to induce chemical reactions

Theoretical chemical physics

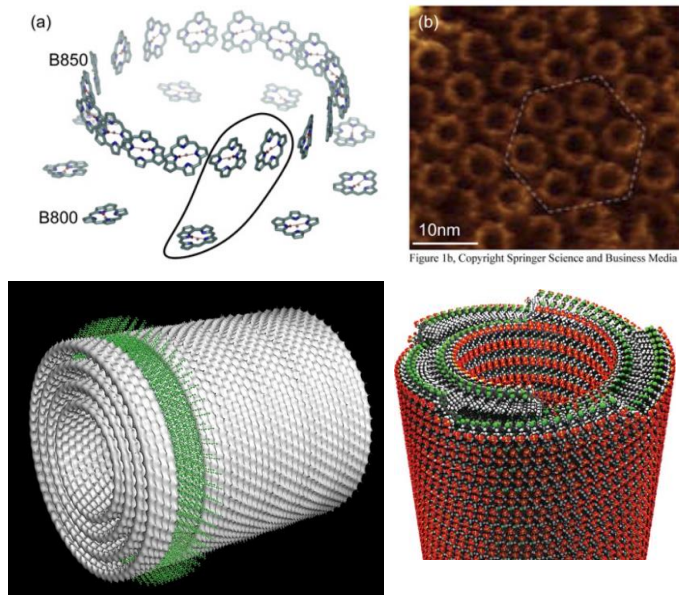
- Dr. Chern Chuang,
- Assistant Professor, Department of Chemistry and Biochemistry
- Email: chern.chuang@unlv.edu
- Website: <http://cchuang.faculty.unlv.edu/Home.html>

- Expertise
 - Open quantum system dynamics and spectroscopy
 - Photophysics and photochemistry of materials
 - Quantum transport
 - Quantum effects in biology
 - Exotic geometries and topologies of low dimensional materials

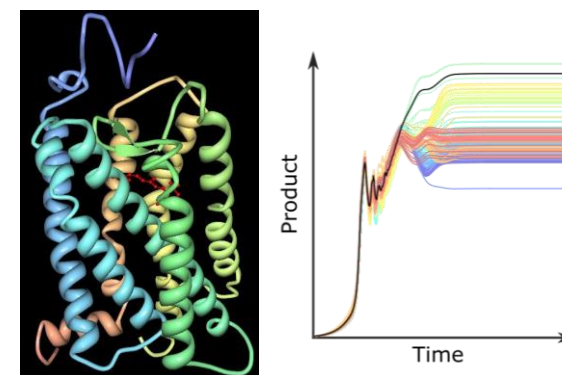
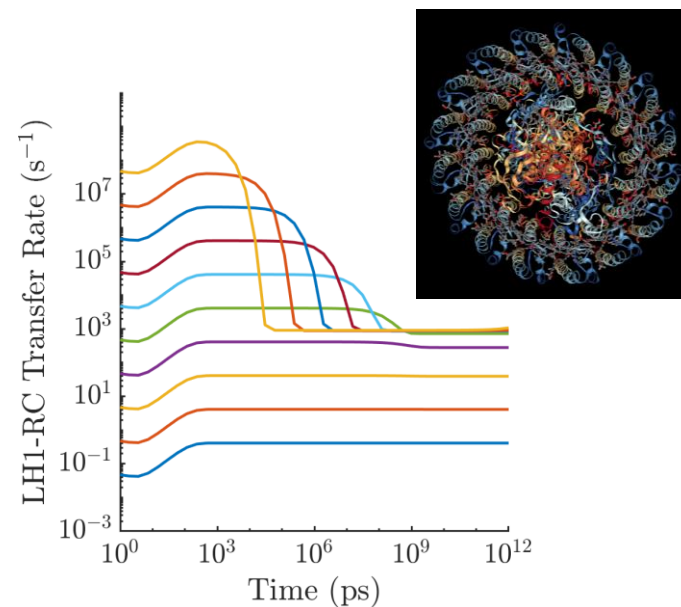
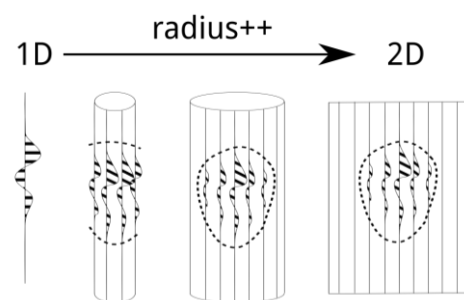
Theoretical chemical physics



Exotic low-dimensional materials



Photophysics of organic materials



Photochemistry under environmental control

Radiochemistry

Paul M. Forster

Department of Chemistry and Biochemistry

Radiochemistry

Expertise:

-Structure determination (X-ray and neutron diffraction, total scattering)

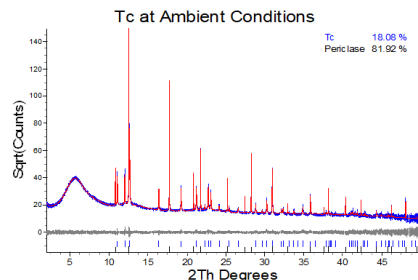

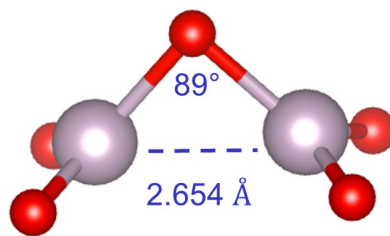
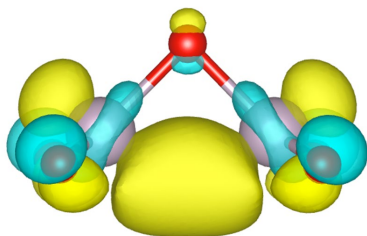


Figure 1 One-hour XRD of technetium metal and magnesium oxide.

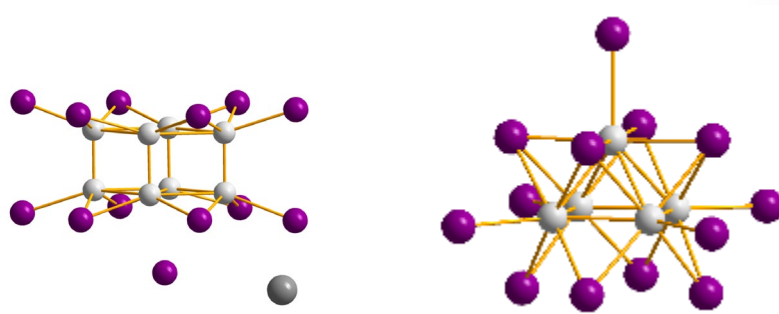
-Structure-property relationships, integrated simulation



Probable identification of a gas phase technetium oxide molecule

-Hydro/solvothermal synthesis

Technetium iodide compounds prepared solvothermally



Paul M. Forster

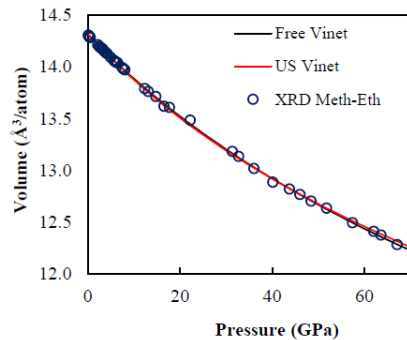
Department of Chemistry and Biochemistry

Radiochemistry

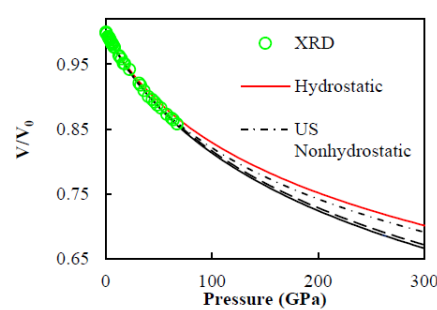
Relevant projects:

First diffraction-based equation of state for elemental Tc

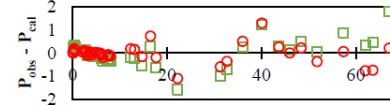
a) EOS of technetium



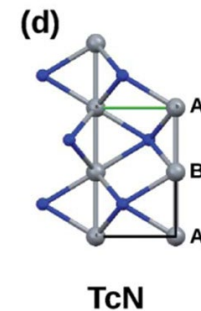
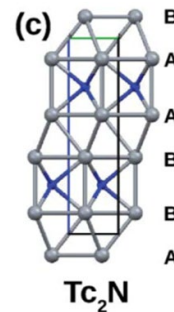
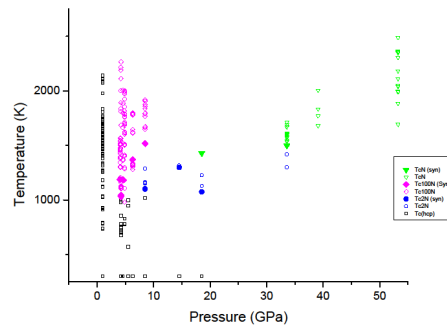
b) EOS of technetium



c) Pressure Difference



Discovery of new binary Tc nitrides



Paul M. Forster
 Department of Chemistry and Biochemistry
 Radiochemistry

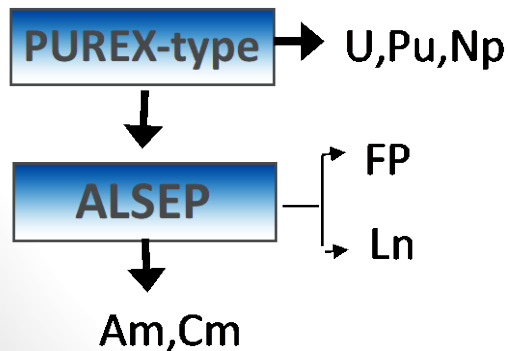
Art Gelis

Director, Radiochemistry Program

Actinide Separations and Recovery

Design and Testing of Advanced Separation Processes using Additive Manufacturing


- Liquid-Liquid Extraction and Separation of Plutonium, Uranium, Minor Actinides, Lanthanides and Fission Products
- Twenty-seven 3D-printed acrylic centrifugal contactors (CC), fabricated at Argonne National Lab are available at UNLV
- Contactors can be 3D-printed in stainless steel or any alloy
- Solvent extraction separations can be tailored to a specific goal
- Example: **Actinide Lanthanide SEP**aration process - **ALSEP**, designed and tested for DOE-NE



10+1 acrylic CC

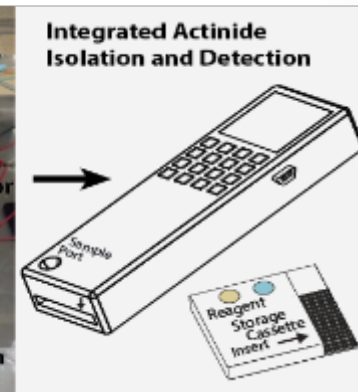

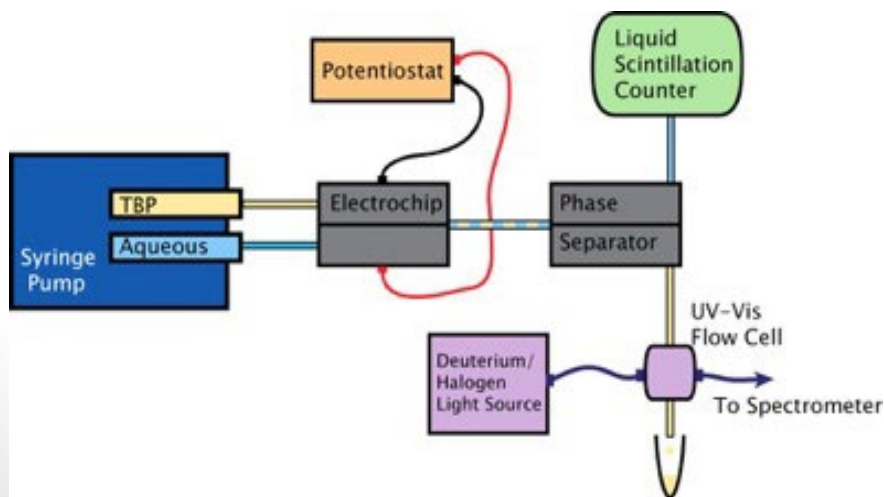
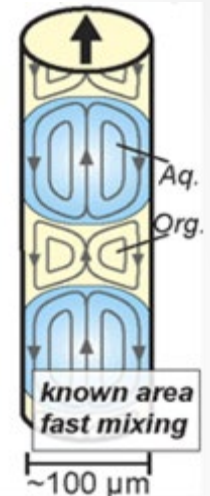


Steel CC






Microfluidic Systems for Rapid Radionuclide Separation and Detection

- Microfluidic device to combine aqueous and organic phases, rapidly mix, then separate phases, following by analysis
- Selective Extraction of radionuclides on a very small scale
- Can be implemented either as a bench-top setup or as a portable detector
- Potential applications: rapid Pu separation and detection from Uranium and FP for safeguards; "dirty bomb" analysis



Strategic Materials Analysis and Recovery – David Hatchett and Ken Czerwinski

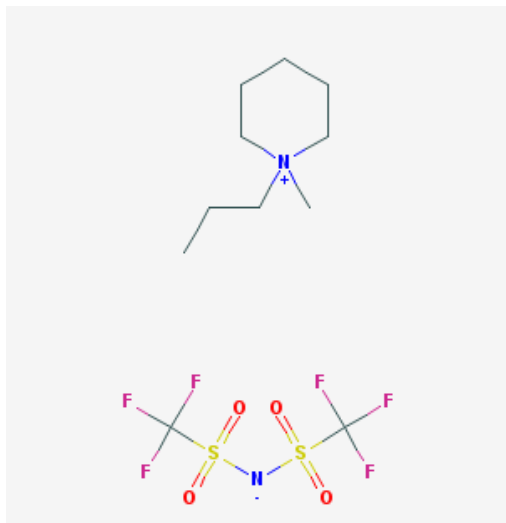


Dissolution of UF_6 into IL at 0 hours, 24 hours, 30 days, and the recovery of UF_6 salt.

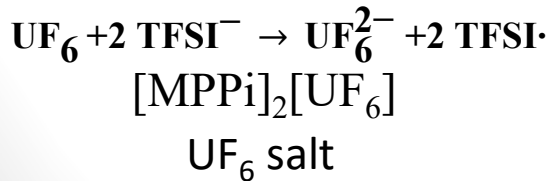
Expertise:

- Actinide, Lanthanide, and Li materials recovery from Ionic Liquids (ILs).
- Electrochemical, Spectroscopic, and thermal analysis of Radioactive materials.
- Radiochemistry and Analytical Chemistry.



Strategic Materials Analysis and Recovery – David Hatchett and Ken Czerwinski



[MPPi][TFSI]





Electrochemistry



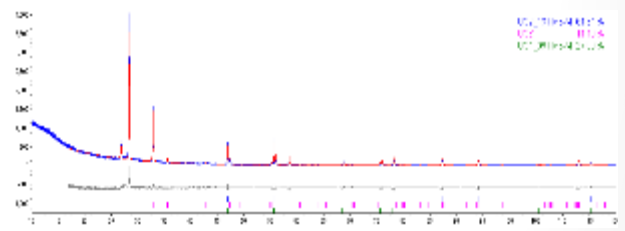
U metal
Crystallites

Low Concentration
0.1 M

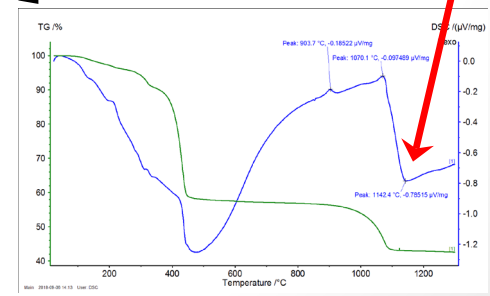


UF₆ salt

High Concentration
0.95 M



Air
U metal



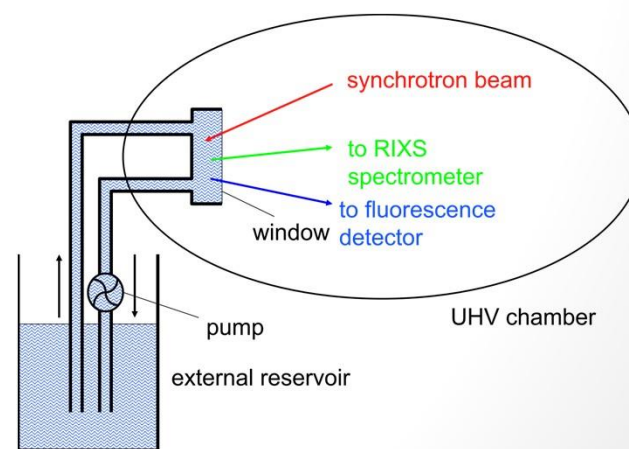

Paths to U recovery from UF₆ dissolved in IL

Surface and Interface Characterization of Materials for Energy Conversion

- **Dr. Clemens Heske**
- Professor
- Department of Chemistry and Biochemistry
- Email: heske@unlv.nevada.edu
- Website: <https://heske.faculty.unlv.edu//>


Expertise

- Electronic and Chemical Structure of Energy-Conversion Materials
- Surface and Interface Characterization
- Soft x-ray and Electron Spectroscopy
- Scanning Probe Microscopy
- Synchrotron Radiation

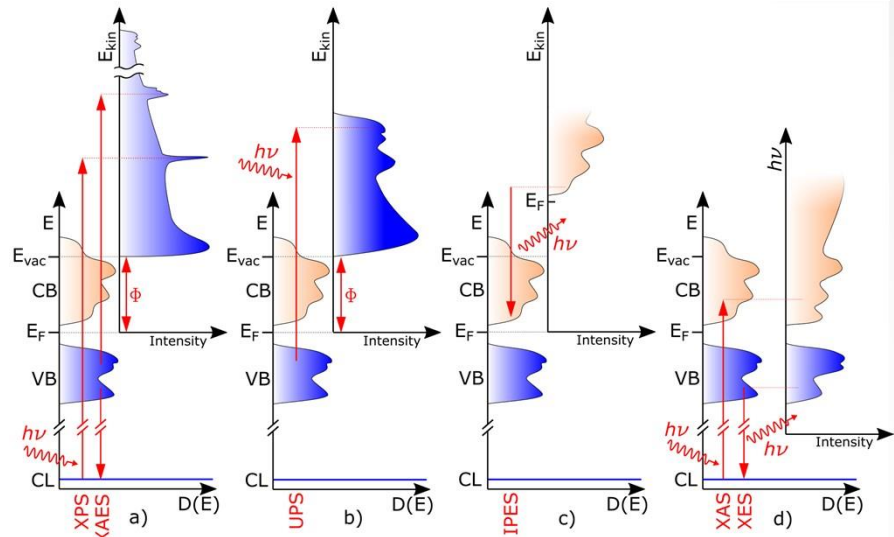


Surface and Interface Characterization of Materials for Energy Conversion

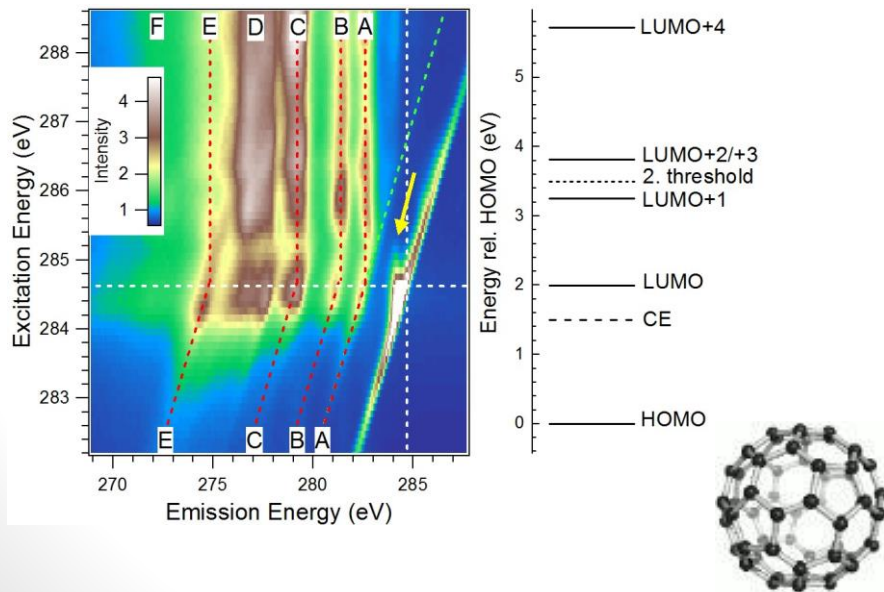
Cu(In,Ga)(S,Se)₂ Thin-Film PV Device



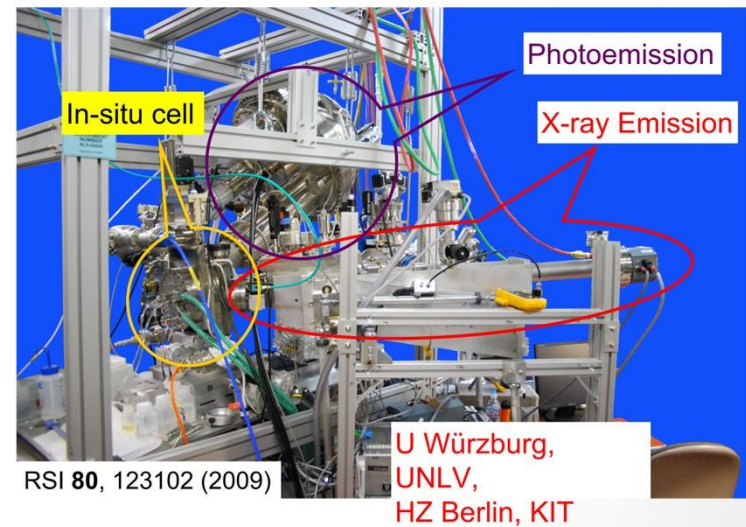
Method development



Electronic structure of C₆₀




SALSA: Solid And Liquid Spectroscopic Analysis



Jun Yong Kang

- Assistant Professor, Department of Chemistry and Biochemistry
- Ph.D., Chemistry, Texas A&M University, College Station, TX
- CHE 217B, junyong.kang@unlv.edu
- http://jkang.faculty.unlv.edu/?page_id=110



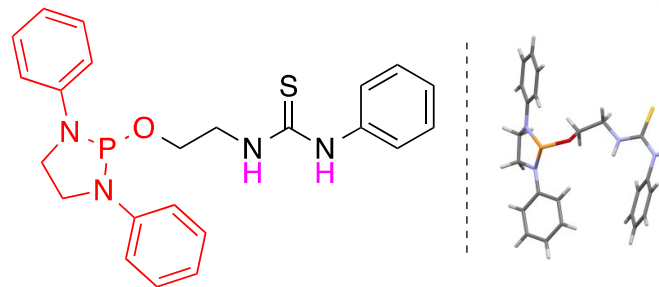
Areas of Expertise

- Synthetic organic chemistry
- Development of new synthetic methodology
- Asymmetric organocatalysis
- Organophosphorus chemistry
- Synthesis of bioactive small molecules

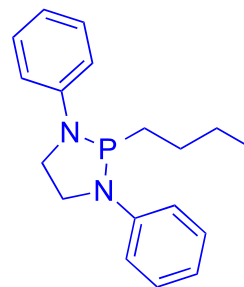
Research Summary:

The development of new synthetic methodologies plays a key role in medicinal chemistry, biochemistry, and materials chemistry. Professor Kang and his group have been developing novel synthetic transformation and new chemical reagents such as commercially available NHP-thiourea and NHP-butane to apply for pharmaceuticals and bioactive molecules.

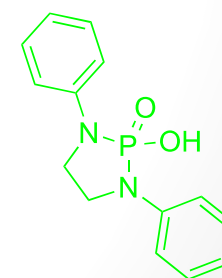
Kang's reagents-commercially available at Kerfast



NHP-thiourea
(phosphonylation reagent)



NHP-butane
(organocatalyst)



NHPA
(organocatalyst)

Ubiquitin-mediated protein degradation

Dr. Gary Kleiger

Professor and department Chair

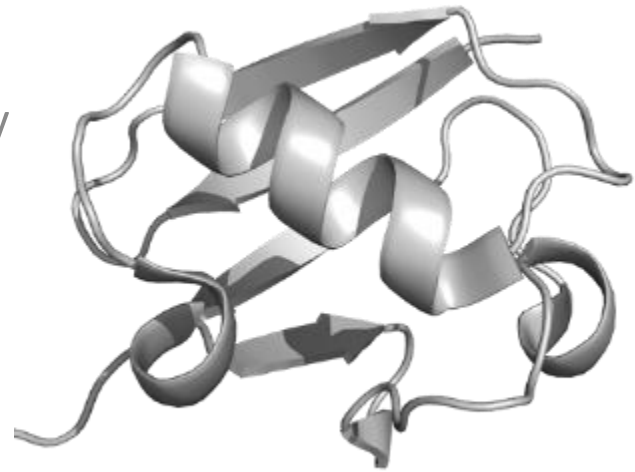
Department of Chemistry and Biochemistry

gary.kleiger@unlv.edu

<https://kleiger.faculty.unlv.edu>

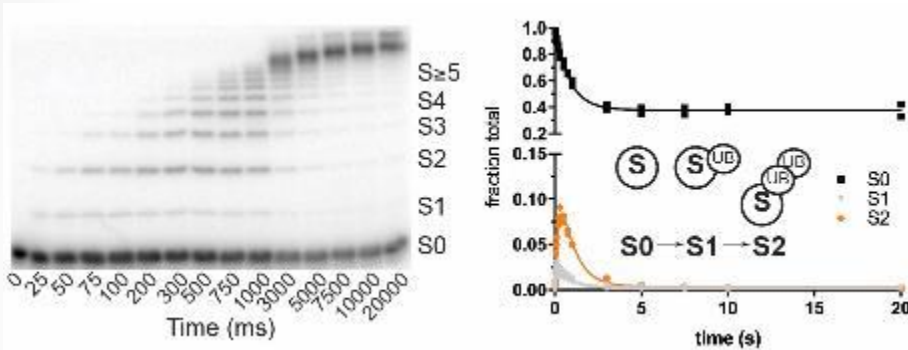
Expertise

- Structural biology
- Proteomics
- Enzyme kinetics and biophysical assays
- Cell biology

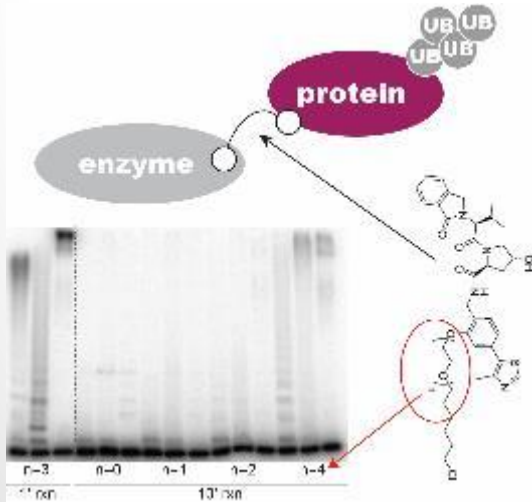
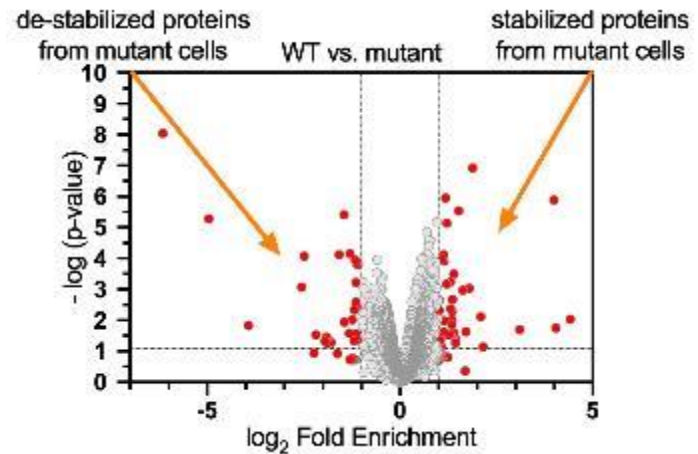


Uncovering how the enzymes that promote protein degradation function in human cells.

Kinetics help us understand how enzymes select protein targets for modification with ubiquitin.



High-resolution mass-spectrometry tells us how mutations in enzymes that lead to human disease affect the stabilities of key human cellular proteins.



Small molecule inducers of protein degradation can be used to treat human disease. We study the mechanism of how they function both in test tubes and cells.

Organic Materials Chemistry

Dong-Chan Lee, Ph.D.

Associate Professor

Department of Chemistry & Biochemistry

Phone: 702-895-1486

Email: dong-chan.lee@unlv.edu

Expertise

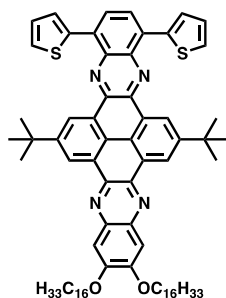
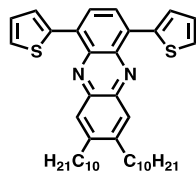
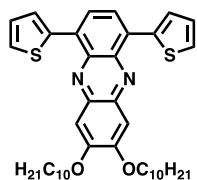
- Organic semiconductors with tunable electronic properties
- Self-assembly (nanomaterials, organogels, etc.)
- All organic room-temperature phosphors
- Materials development for solid-state emission with high quantum yield

Electronic-Property Tuning with Smart Molecular Design

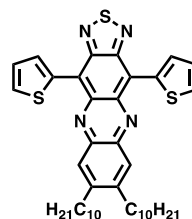
E_{LUMO} -3.16 eV

-3.26 eV

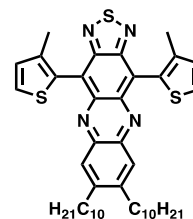
-3.22 eV



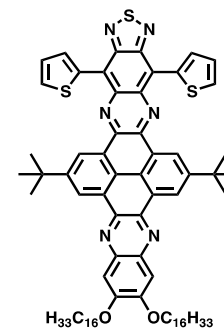
-3.89 eV



-3.80 eV



-3.84 eV



E_{HOMO} -5.43 eV

-5.45 eV

-5.49 eV

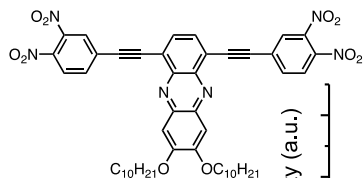
-5.32 eV

-5.51 eV

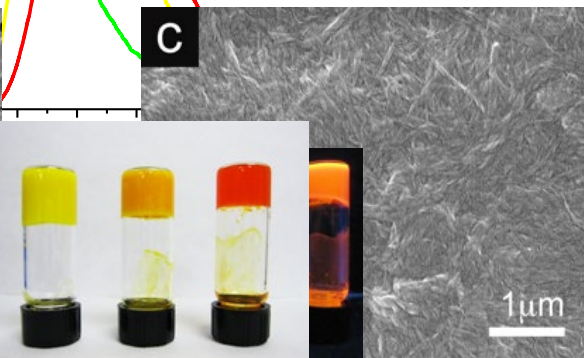

-5.40 eV




Solvent-Dependent Morphology Control through Organogelation



Normalized FL Intensity (a.u.)



Journal of Materials Chemistry




RSC Publishing

For more information on this journal, please visit our website at www.rsc.org/journals

For more information on this journal, please visit our website at www.rsc.org/journals



Solid-State Emission with High Quantum Yield



Gel-Induced Room Temperature Phosphorescence

Quantum Information and Quantum Control of Chemical Reactions

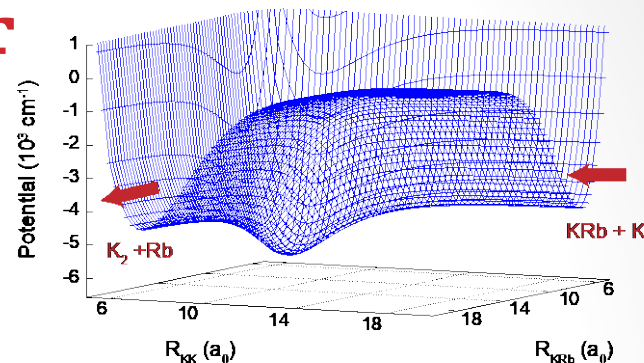
Balakrishnan Naduvalath

Department of Chemistry & Biochemistry,
UNLV

Areas of Expertise

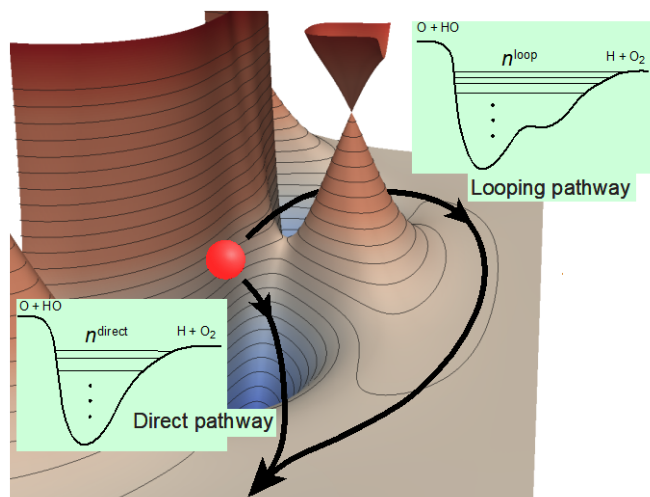
- Ultracold Molecules
- Ultracold Quantum Engineered Chemistry
- Quantum control of chemical reactions
- Geometric phase effect in chemistry
- Stereodynamic control of chemical reactions

\$\$\$: NSF, DOD, NASA



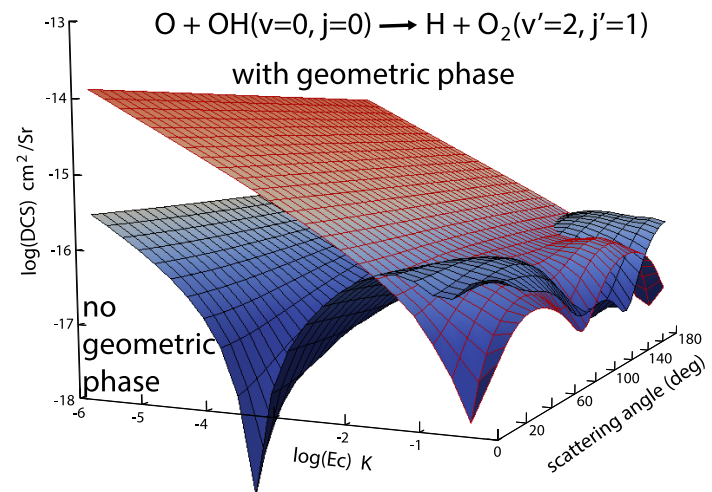
Chemical reaction pathway in ultracold K+KRb collisions. Quantum engineered KRb molecules have been prepared at 300 nK. Ultracold polar molecules such as KRb are potential candidates for quantum computing and quantum information processing.

Controlling reaction outcome through quantum interference



Right panel: The nature of the interference can be controlled by including “geometric phase”. In the image on the right, inclusion of the geometric phase enhances the reactivity. The geometric phase (that correctly describes the sign of the wave function near a conical intersection with an excited electronic state) acts as a “quantum switch” (Hazra, Balakrishnan, and Kendrick, *J. Phys. A* **119**, 12291 (2015))

Left panel: Two paths for a chemical reaction. These two paths can interfere constructively or destructively, maximizing or minimizing the reaction rate. This quantum effect becomes magnified in the ultracold regime (Kendrick, Hazra, and Balakrishnan, *Nature Comm.* **6**, 7918 (2015)).



References

- P. G. Jambrina, J. F. E. Croft, H. Guo, M. Brouard, N. Balakrishnan, and F. J. Aoiz, Stereodynamical control of a quantum scattering resonance in cold molecular collisions, *Phys. Rev. Lett.* **123**, 043401 (2019).
- J. F. E. Croft and N. Balakrishnan, Controlling rotational quenching rates in cold molecular collisions, *J. Chem. Phys.* **150**, 164302 (2019).
- K. Hilsabeck, J. Meiser, M. Sneha, N. Balakrishnan, and R. N. Zare, Photon Catalysis of Deuterium iodide photodissociation, *Phys. Chem. Chem. Phys.* **21**, 14195 (2019).
- J. F. E. Croft, N. Balakrishnan, M. Huang, and H. Guo, Unrevealing the stereodynamics of cold controlled HD-H₂ collisions, *Phys. Rev. Lett.* **121**, 113401 (2018). (**Editor's choice**).
- J. F. E. Croft, C. Makrides, M. Li, A. Petrov, B. K. Kendrick, N. Balakrishnan, and S. Kotochigova, Universality and chaoticity in ultracold K+KRb chemical reactions, *Nature Comm.* **8**, 15897 (2017).
- N. Balakrishnan, Perspective: Ultracold molecules and the dawn of cold controlled chemistry, *J. Chem. Phys.* **145**, 150901 (2016).
- B. K. Kendrick, J. Hazra, and N. Balakrishnan, The Geometric Phase Appears in the Ultracold Hydrogen Exchange Reaction, *Phys. Rev. Lett.* **115**, 153201 (2015).
- B. K. Kendrick, J. Hazra, and N. Balakrishnan, The Geometric Phase Controls Ultracold Chemistry, *Nature Communications* **6**, 7918 (2015).

MaryKay Orgill

Professor

Department of Chemistry and Biochemistry

- Ph.D., Chemistry, Purdue University
- Fellow, Royal Society of Chemistry
- Fellow, American Chemical Society
- Former Chair, ACS Division of Chemical Education
- Email: MaryKay.Orgill@unlv.edu
- <https://www.unlv.edu/people/marykay-orgill>

Areas of Expertise

- Chemistry Education
- Biochemistry Education

Research Summary:

I am interested in using qualitative research techniques to examine and improve undergraduate chemistry teaching and learning. Currently, this involves looking at how students understand concepts and solve problems in chemistry classes, how they visualize different chemical concepts, how they use language to make sense of chemical concepts, and how a systems thinking approach to chemistry teaching might be used to help students learn chemistry more meaningfully. I have also been involved in a number of projects that provide professional development opportunities to faculty and K-12 teachers.



Postsecondary Underrepresented Minority STEM Students' Perceptions of Their Science Identity

Schetema Nealy Charles R. Drew University of Medicine and Science
MaryKay Orgill University of Nevada, Las Vegas

JOURNAL OF
CHEMICAL EDUCATION

Cite This: *J. Chem. Educ.* 2019, 96, 2720–2729

pubs.acs.org



Introduction to Systems Thinking for the Chemistry Education Community

MaryKay Orgill,^{*,†} Sarah York,[†] and Jennifer MacKellar[‡]

[†]Department of Chemistry and Biochemistry, University of Nevada, Las Vegas, Las Vegas, Nevada 89154, United States

[‡]ACS Green Chemistry Institute, American Chemical Society, Washington, D.C. 20036, United States

**Multicultural
Education**

Supporting English Language Learners in College Science Classrooms Insights from Chemistry Students

Eshani N. Lee, MaryKay Orgill, & CarolAnne Kardash

THEORETICAL
FRAMEWORKS
for RESEARCH in
CHEMISTRY/SCIENCE
EDUCATION

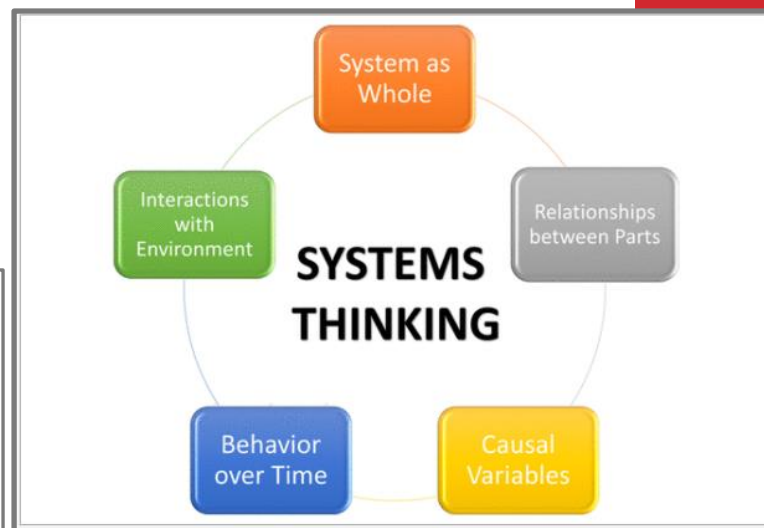
GEORGE M. BODNER
MARYKAY ORGILL

RESEARCH REPORT

Faculty Perceptions of the Factors Influencing Success in STEM fields

Eshani Gandhi-Lee¹, Heather Skaza, Erica Marti, PG Schrader, MaryKay Orgill

University of Nevada, Las Vegas, USA



DOI: [10.1039/C4RP00256C](https://doi.org/10.1039/C4RP00256C) (Paper) *Chem. Educ. Res. Pract.*, 2015, 16, 731-746

Biochemistry instructors' perceptions of analogies and their classroom use

MaryKay Orgill ^a, Thomas J. Bussey ^b and George M. Bodner ^c

^aDepartment of Chemistry and Biochemistry, University of Nevada, Las Vegas, USA. E-mail: marykay.orgill@unlv.edu

^bDepartment of Chemistry and Biochemistry, University of California, San Diego, USA

^cDepartment of Chemistry, Purdue University, USA

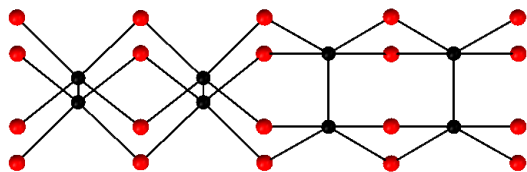
Technetium and Uranium Chemistry

Frederic Poineau, PhD
Radiochemistry

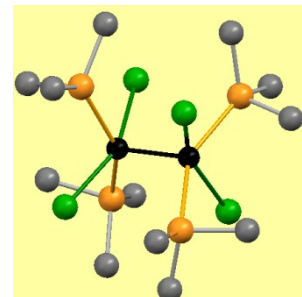
→ Synthetic and coordination chemistry

Technetium binary and ternary halide compounds

Compounds with multiple metal-metal bonds



TcCl_2 : a unique structure-type




$\text{Tc}_2\text{Cl}_4(\text{PMe}_3)_4$

→ Chemistry relevant to remediation and fuel cycle applications

Separation, vitrification, and waste forms (alloys)



Demonstration of the separation of uranium from technetium for fuel cycle application

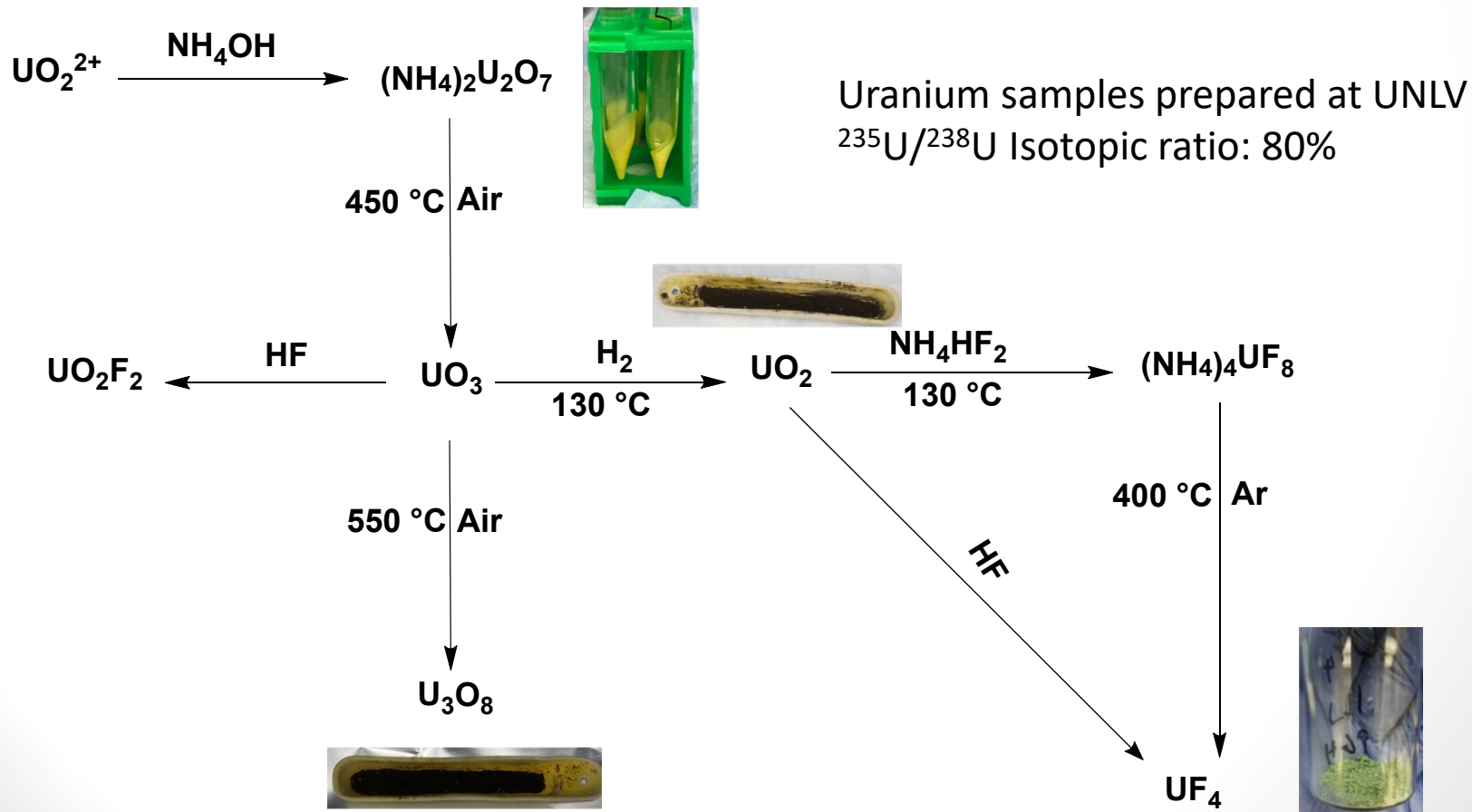


Preparation of U-Tc alloys by arc melting

→ Collaborative work relevant to nuclear forensics

Analysis of Uranium Isotopic Ratios by Thermal Ionization Mass Spectrometry (TIMS)

- Uranium compounds found throughout the fuel cycle (UO_2 , U_3O_8 , UF_4) prepared at UNLV
- $^{235}\text{U}/^{238}\text{U}$ isotopic ratio measurements using TIMS at LANL

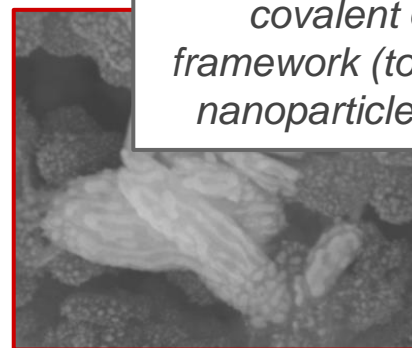
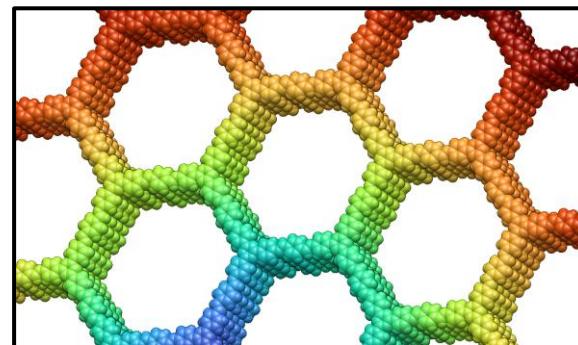


Inorganic Radiochemistry

- **Dr. Matt Sheridan**
- Asst Professor - Radiochemistry
- Department of Chemistry and Biochemistry
- Email: matthew.sheridan@unlv.edu
- Research works:
<https://scholar.google.com/citations?user=axFxtuQAAAAJ&hl>



- **Materials chemistry:**
metal organic frameworks (MOF), covalent organic frameworks (COF), oxide electrodes, uranium and actinide nano-materials
- **Electrochemistry & photochemistry:**
actinide redox chemistry, photoactive materials, molten salts, artificial photosynthesis
- **Radiochemistry:**
fuel cycle chemistry, actinide separations, actinide coordination chemistry, scintillation materials



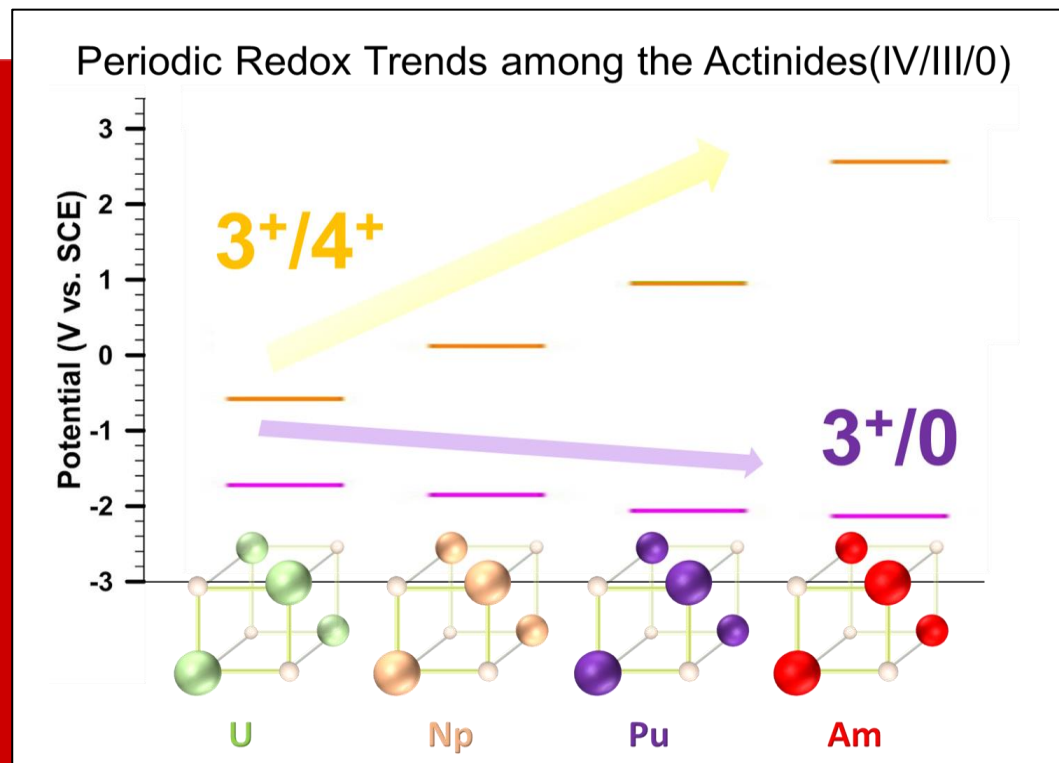
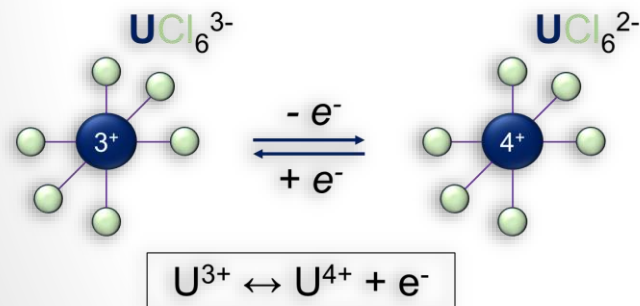
covalent organic framework (top); uranium nanoparticles (bottom)

Sheridan Group Projects

Developing New Materials: MOFs, COFs, actinide complexes and nanoclusters

Studying Redox Radiochemistry: Molten salt electrochemistry, actinide oxide materials semiconductor properties

The actinides—uranium (U), neptunium (Np), plutonium (Pu), and americium (Am)—undergo rich redox chemistry



Biochemistry – Interrogate Cell Signaling Pathways by Molecular, Genetic and Proteomic Approaches

Dr. Hong Sun

Associate Professor

Department of Chemistry and Biochemistry

Telephone: (702) 774-1485

Email: hong.sun@unlv.edu

Expertise

Cell signaling

Cancer cell biology

Stem cell biology

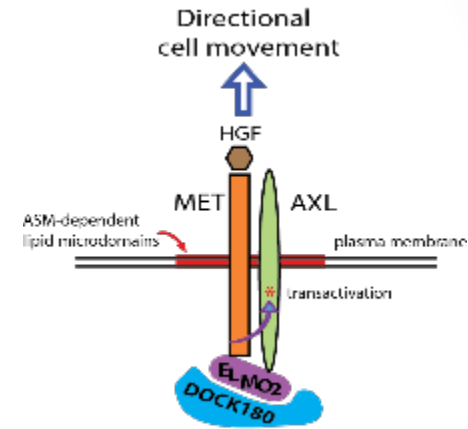
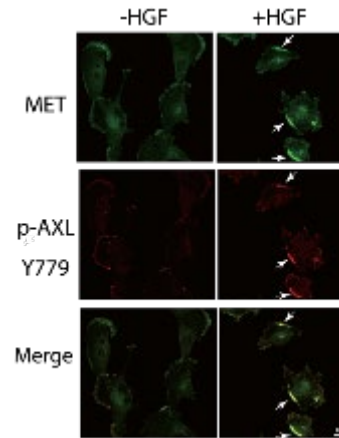
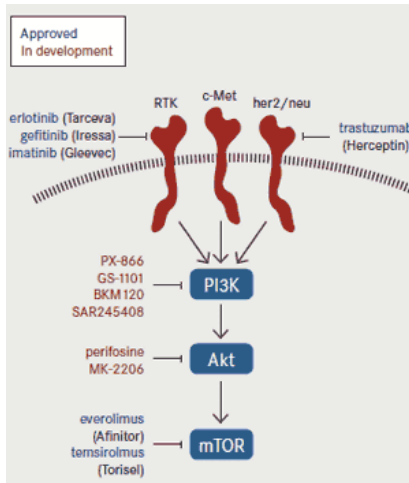
Mouse conditional knockout models

Regulation of cell surface receptor RTKs localization and activation

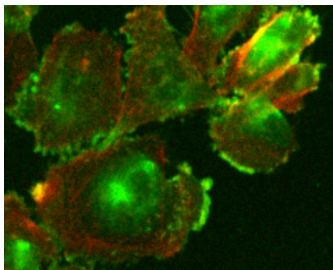
Problem: cancer cells often have multiple receptors (RTKs) activated on cell surface, making targeting inefficient

Co-activation of AXL-MET RTKs: HGF (ligand for MET) also activates AXL, detected by antibodies for p-AXL-Y779

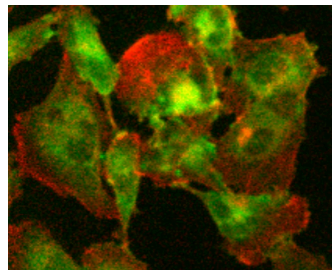
A novel mechanism discovered for RTK-Co-activation and signaling for cancer cell migration and invasion



Li et al., J. Biol. Chem. (2018) 293:15397-15418.



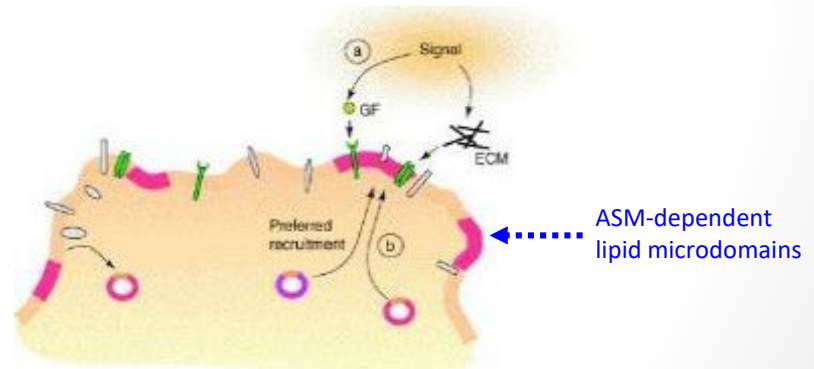
Vehicle



ASM Inhibitor

ASM inhibition prevents the MET RTK to be transported to the cell surface, as revealed by immunostaining (MET, green label; and a control cell surface protein, red label).

Zhu et al, J. Cell Science (2016) 129, 4238-4251.

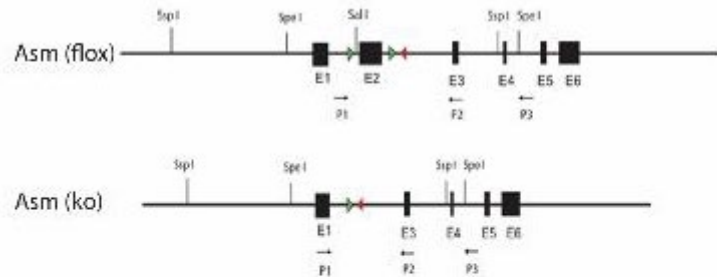


Mass-Spectrometry analyses revealed that the ASM-regulated local lipid microdomains were enriched with many signaling molecules.

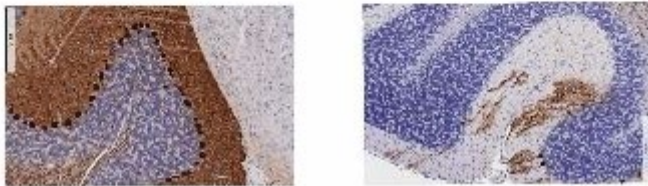
Xiong et al. Biol. Open (2019) 8, bio040311.

Regulation of stem cell maintenance: insights from the genetic studies in novel mouse knockout models

A. Gene locus



B. Loss of Purkinje neurons in cerebellum

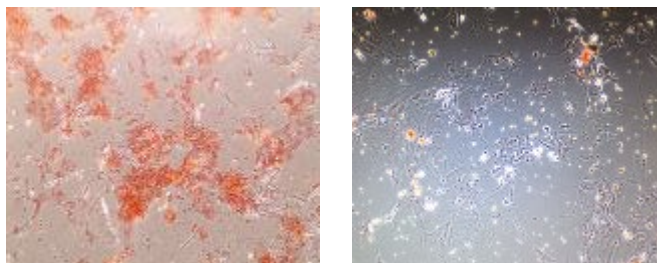


Purkinje neurons immunostained with D28K antibody.

D. ASM mutant MSCs failed to become bone-forming cells


Wild-type MSCs

ASM mutant MSCs

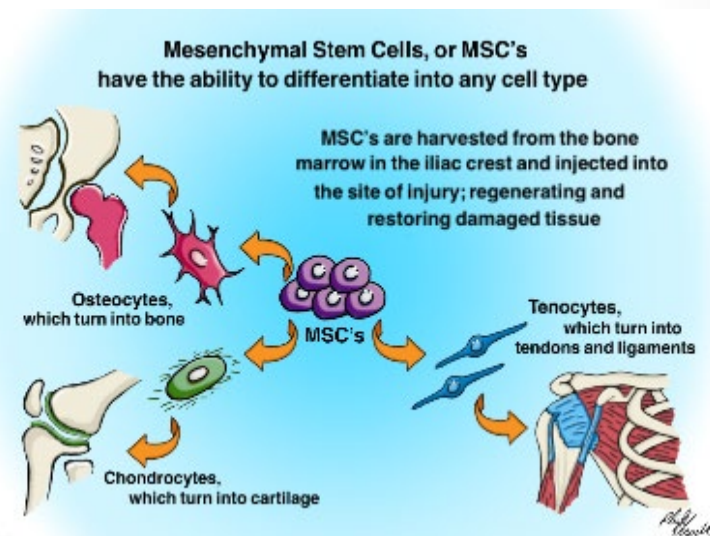


(*in vitro* differentiation assay, then stained with alizarin red)

C. Mesenchymal stem cells (MSCs) cultured from bones



E. Potentials of MSCs for tissue repair



Stem Cells, Genetic and Epigenetic Inheritance, Cancer

Dr. Hui Zhang

Associate Professor

Department of Chemistry and Biochemistry

Phone: (702)774-1489

Email: hui.zhang@unlv.edu

Expertise:

- Biochemistry and developmental regulation of pluripotent embryonic stem cells, adult stem cells, and related diseases
- Regulation of chromatin structure, epigenetics, and transcription by protein methylation and ubiquitin enzymes
- DNA replication, DNA repair, cell cycle, genome instability, and cancer
- Targeting the vulnerability of human cancers

Current research areas in Zhang Laboratory:

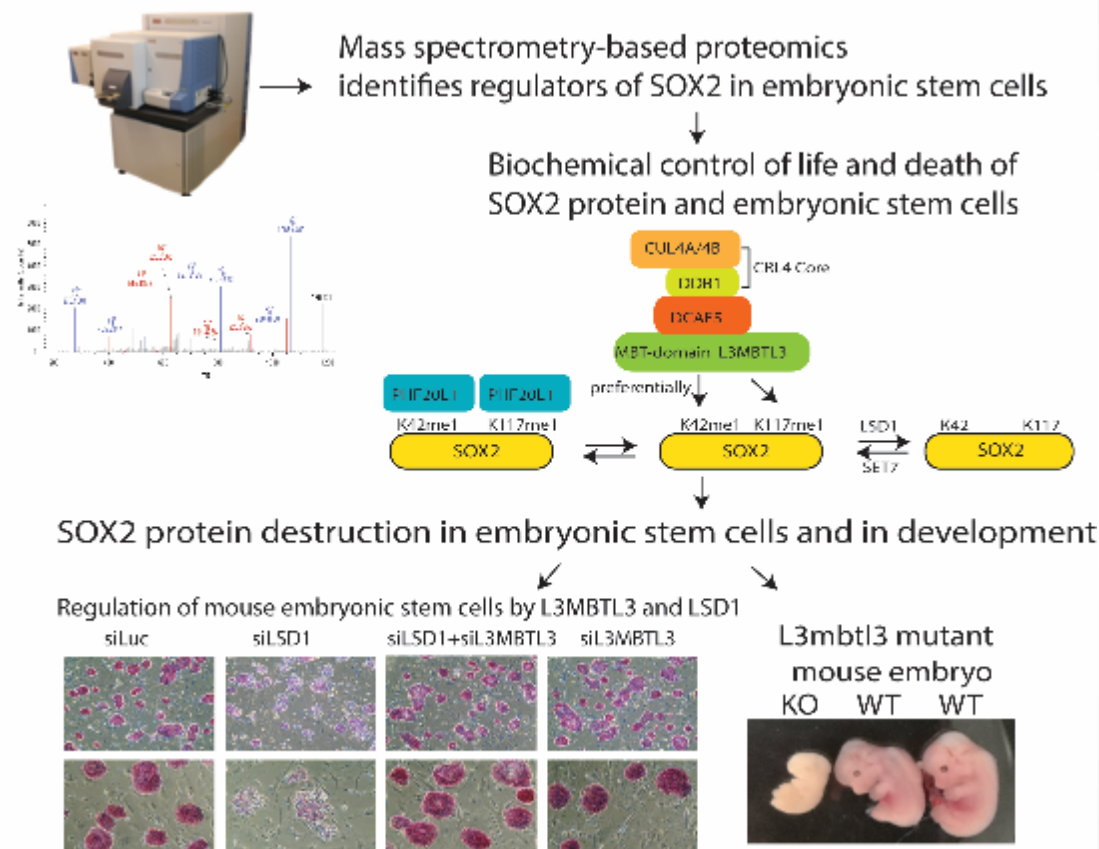
- Discover novel proteins essential for stem cell regulation, examples:

How SOX2 is regulated in embryonic stem cells and many other stem cells in development?

- Sox2 is a master stem cell protein that controls the self-renewal and pluripotency of embryonic stem cells that can develop into any tissue types of cells in development.

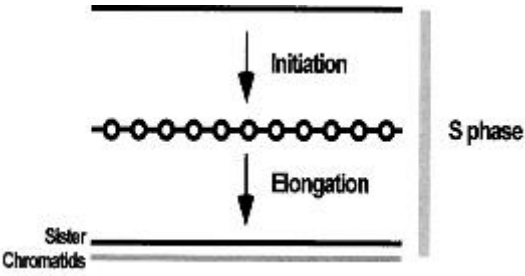
- SOX2 is also a master regulator of many adult stem cells including the stem/progenitor cells for brain, lung, colon, breast, liver, cochlea/ear, skin, retina, ovary, bladder, esophagus, and testes for tissue repair/regeneration.

- Artificial Sox2 expression (together with Oct4 and accessory Klf4, and Myc) can virtually convert any differentiated cells, such as skin or blood cells, into induced pluripotent stem cells (iPSCs), the embryonic stem cell-like cells.


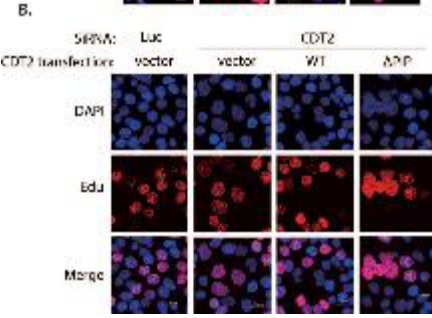
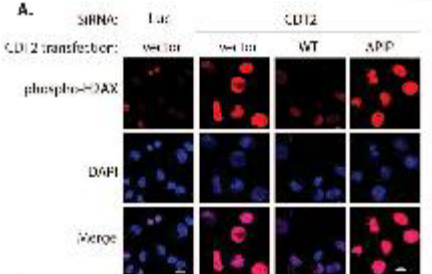
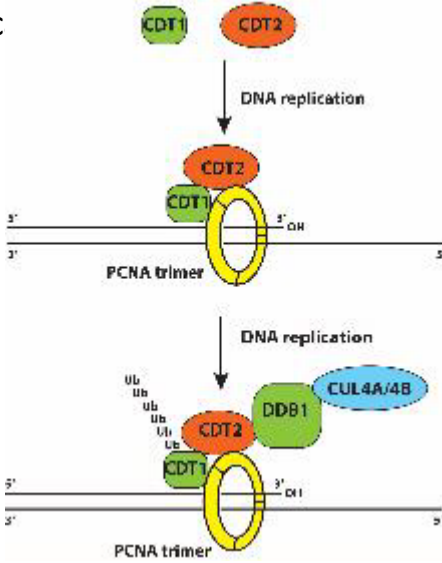
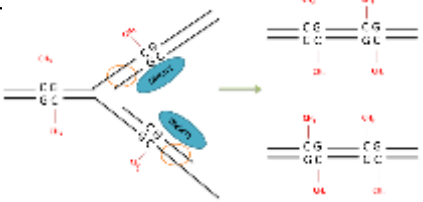


- Discover novel proteins important for epigenetic and cell cycle regulation, examples:
- Regulation of DNA replication and DNA methylation in normal and cancer cells

• How DNA replicates only once in one cell cycle in animal cells? How re-replication is prevented that causes genome instability and c



• How the fidelity of epigenetic DNA methylation is maintained during DNA replication



• **Cancer Biology and therapy development**

Elevated SOX2 levels cause many cancers including cancers of lung, brain, breast, and ovary. These cancers are hard to treat because they behave like stem cells due to SOX2 expression. We are developing novel LSD1 chemical inhibitors that target the epigenetic vulnerability of these cancer cells.

The presence of SOX2 in different types of cancer cells is responsible for sensitivity towards our LSD1 inhibitors. *: Sensitive to LSD1 Inhibitors