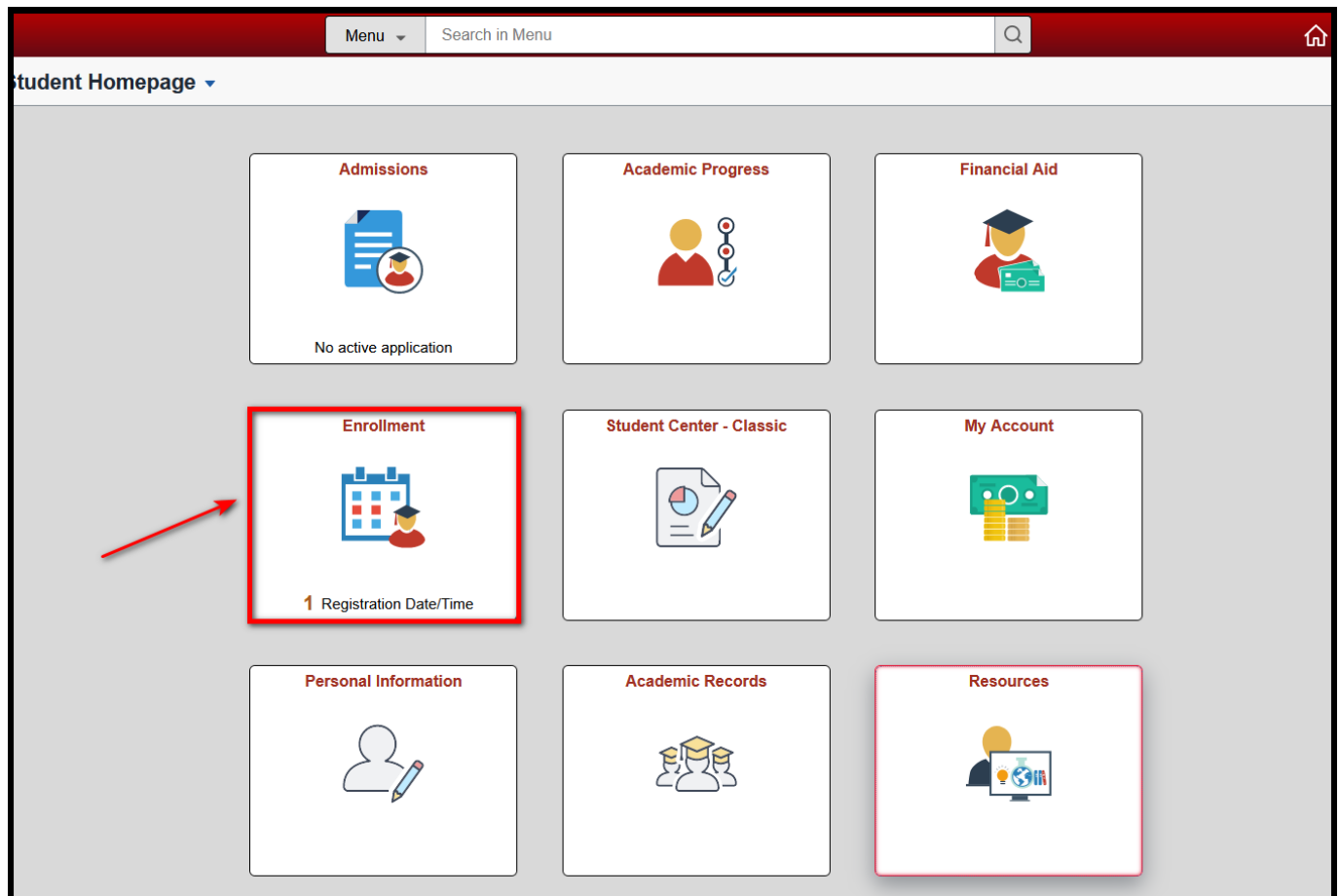
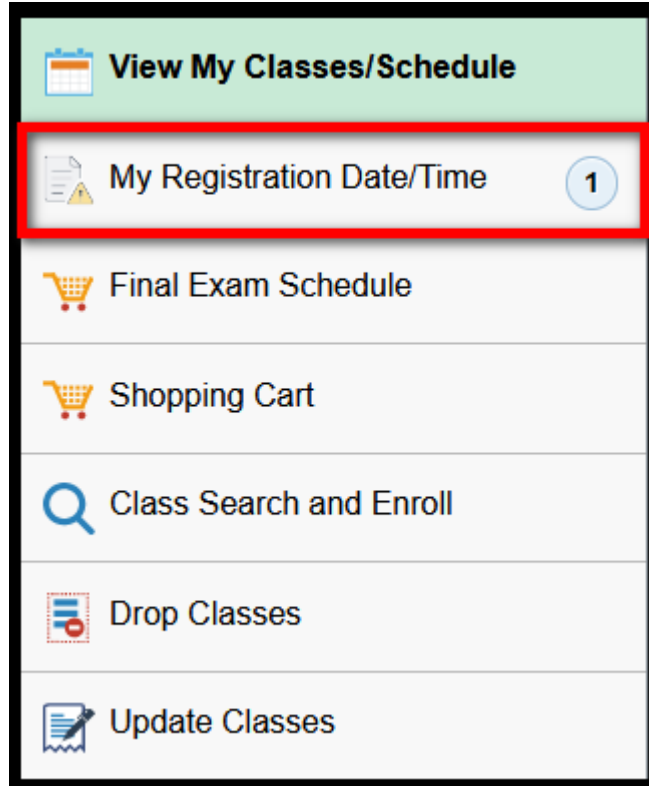


Each Semester (Fall, Spring, Summer) you will receive a registration date and time. This registration date and time is based on your academic level for each semester. This allows students who are closer to completing their degrees to have higher priority when enrolling in the courses they need to graduate. For information on registration, or to get a general idea of when your registration date and time might be, please visit: <https://www.unlv.edu/registrar/registration-guide>

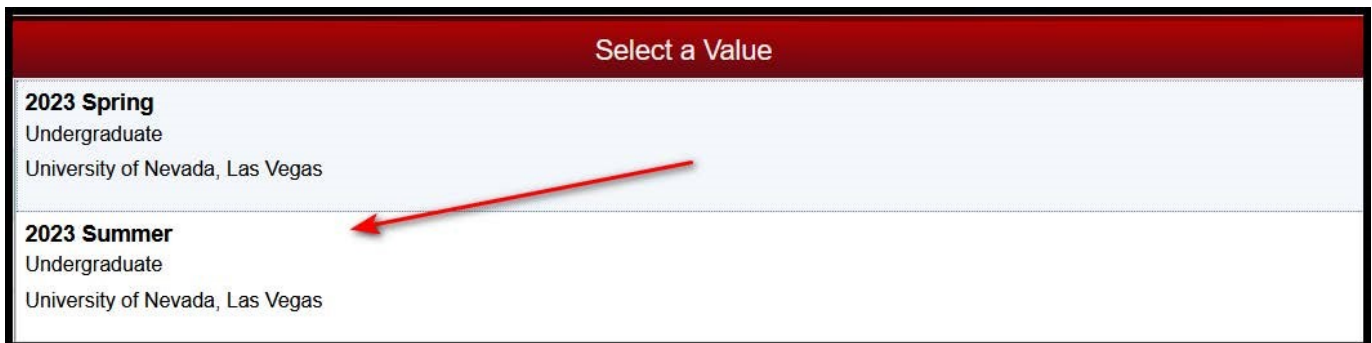
1. Navigate to the Rebel Student Homepage and click on the “Enrollment” tile



2. Click on the "My Registration Date/Time" on the left hand of the screen



3. This will show you the terms you are eligible for enrollment
 - a. Click on the correct term from the list



4. If you do not see the correct term it may be because:
 - a) You have been discontinued or suspended – if this is the case you will need to reapply (if discontinued) or contact your academic advisor (if suspended)
 - b) You have applied for graduation – applying for graduation indicates you will not be taking any more classes for a particular program. If you need to enroll in classes for your degree you will need to contact the Registrar’s Office to have it removed. If you would like to complete additional courses, not required for your degree, you need to submit a new admissions application

My Registration Date/Time		
Session ◇	My Registration Begins ◇	Open Enrollment ◇
Summer Regular	March 20, 2023 8:45AM	April 3, 2023 11:59PM

5. This **date and time** is when you can BEGIN enrolling in classes (pay close attention to the time)
 - a) Students enroll into classes through their myUNLV
 - b) The Appointment End time indicates the when Open Enrollment begins
 - i. You will still be able to add courses during open enrollment however ALL students are eligible to enroll during this time so you will no longer have any priority
 - c) Pay close attention to the credit limits
 - d) During the Fall and Spring if you would like to enroll in more than the maximum allowed credits you will need to submit a Credit Overload Petition to your academic advisor
 - i. This petition can be found on the Registrar’s Website on the Forms and Policies Page (unlv.edu/registrar/forms)
 - ii. During the Summer Semester you will see a total credit limit allowed for the full summer session. Keep in mind EACH summer term has an individual limit as well so you may need a Credit Overload Petition for a summer course even if you do not enroll in more than the max total units
 1. Instructions for summer overloads can be found on the Credit Overload Form

Term Enrollment Limits			
Max Total Units	Max No GPA Units	Max Audit Units	Max Wait List Units
18.00	18.00	18.00	18.00