

Counselor Education Program

M.Ed. School Counseling
M.S. Clinical Mental Health Counseling



**VITAL STATISTICS
AND ANNUAL
REPORT
2020-2021**

TABLE OF CONTENTS

VITAL STATISTICS FOR 2020-2021	1
DEMOGRAPHIC INFORMATION	1
<i>School Counseling</i>	<i>1</i>
<i>Clinical Mental Health Counseling</i>	<i>1</i>
GRADUATION RATES	2
ENROLLMENT TOTALS 2020-2021	2
JOB PLACEMENT RATES	2
CPCE SCORES	2
CED PROGRAM OBJECTIVE OUTCOMES	3
SURVEY DATA	6
<i>Employers Survey</i>	<i>6</i>
<i>Site Supervisor Rating of Intern Survey</i>	<i>8</i>

VITAL STATISTICS FOR 2020-2021

Demographic Information

School Counseling

Applicant Demographics	
Race/Ethnicity	#
White	18
Hispanic	6
Black or African American	4
Asian	1
Gender	#
Male	6
Female	23
First Generation	#
Yes	9
No	17
Did not respond	3

Enrolled Demographics	
Race/Ethnicity	#
White	6
Hispanic	2
Black or African American	2
Gender	#
Male	2
Female	8

Clinical Mental Health Counseling

Applicant Demographics	
Race/Ethnicity	#
White	33
Hispanic	23
Black or African American	9
Asian	8
Two or more races	7
Unknown	6
American Indian or Alaska Native	1
Gender	#
Male	12
Female	76
First Generation	#
Yes	54
No	48
Did not respond	15

Enrolled Demographics	
Race/Ethnicity	#
Hispanic	8
White	5
Asian	2
Black or African American	2
Two or more races	2
Nonresident/unknown	2
Gender	#
Male	5
Female	16

Graduation Rates	
Specialty	# Degrees Conferred 2020-21
Clinical Mental Health Counseling	10
School Counseling	7
Six Year Graduation Rate	%
Clinical Mental Health Counseling	72.7%
School Counseling	85.7%

Graduation Rate Analysis: Graduation are down from previous years, which could be because of the COVID-19 global pandemic, with more students moving to or starting part-time. We will monitor future graduation rates and hold off on any program modifications or changes.

Program modifications based on data: None.

Enrollment Totals 2020-2021	
Clinical Mental Health Counseling	61
School Counseling	34
Job Placement Rates*	
92%	

*Based on Alumni Survey Responses

CPCE Scores 2020-2021

	HUMAN DEVELOPMENT C1	SOCIAL/ CULTURAL C2	HELPING RELATIONSHIPS C3	GROUP WORK C4	CAREER DEVELOPMENT C5	ASSESSMENT C6	RESEARCH C7	PROF/ETHICS C8	Total
<i>CED M</i>	13.75	9.73	9.75	12.08	10.67	12.83	9.83	11.08	89.58
National <i>M</i>	13.42	9.88	9.44	11.06	10.32	12.15	9.8	11.06	87.12

Summary Analysis of CPCE Data: All but one CPCE subscale score and the total score were higher than the national mean. Additionally, scores on more than one subscale are up from recent years. The Social/Cultural score was slightly below the national mean with a .15 (2.6%) below. While this is a slightly lower score than previous CPCE scores on this subscale, we recognize that the pandemic could be a factor (e.g., lower graduation rate). We will continue to monitor scores on this subscale and provide support to students in this area. Due the pandemic, study sessions were not held for the CPCE spring 2021. We will resume these study sessions in 2022.

Program modifications based on data: None.

CED PROGRAM OBJECTIVE OUTCOMES

KPI Assignments: For each grade-based outcome measurement below, the following criteria is used:

Exceeds: \geq 90%

Meets: 84 - 90 %

Below: 80 - 83%

Passing Benchmark: At least 80% meets or exceeds outcome measurement.

CPCE: For each CPCE outcome measurement below, the following criteria is used:

Passing Benchmark: Mean passing score on CPCE subscale.

PPC Items: For each PPC outcome measurement below, the following criteria is used:

Passing Benchmark: At least 80% meets or exceeds outcome measurement.

CED Program Objective	KPI and Dispositions	Outcome	Evaluation of Benchmark
Demonstrate value for human dignity and advocacy for clients/students and the profession while holding strong identities as professional counselors who are theory-informed and ethically-driven.	For SC Students: CED 713-SOS! Activity	Exceeds: 100% Meets: 0% Below: 0%	Benchmark Met
	For CMHC Students: CED 738-Licensure Activity (Module 1)	Exceeds: 100% Meets: 0% Below: 0%	Benchmark Met
	For ALL: CPCE Subscale #C8	$M = 11.083$	Benchmark Met
	PPC Form Item # 1, 4, 5, 7, 11, 12, 15, 16, 17, 19	>95% Met Expectations*	Benchmark Met
CED Program Objective	KPI and Dispositions	Outcome	Evaluation of Outcome
Be competent leaders, advocates, and counselors who implement multicultural and social justice counseling competencies (MSJCC) by working with and on behalf of clients/students within a diverse society at the individual, school/community, and public arena levels.	CED 731 Service-Learning Projects	Exceeds: 100% Meets: 0% Below: 0%	Benchmark Met
	CPCE Subscale #C2	$M = 9.72$	Benchmark Met
	PPC Form Item # 6, 8, 11, 13, 14 (D)	>95% Met Expectations*	Benchmark Met
CED Program Objective	KPI and Dispositions	Outcome	Evaluation of Outcome
Apply developmental knowledge and the related nature/needs of clients/students in	CED 741 Case Presentation #1	Exceeds: 77.8% Meets: 13.9 Below: 8.3%	Benchmark Met

counseling approaches and interventions.	CPCE Subscale #C1	$M = 13.75$	Benchmark Met
	PPC Form Item #9, 10	>95% Met Expectations*	Benchmark Met
CED Program Objective	KPI and Dispositions	Outcome	Evaluation of Outcome
Integrate career development knowledge and best practices in a holistic manner to effectively facilitate meaningful life planning of clients/students.	CED 721 Paper/Case Study	Exceeds: 76.5% Meets: 11.75% Below: 11.75%	Benchmark Met
	CPCE Subscale #C5	$M = 10.67$	Benchmark Met
	PPC Form Item #9, 10	>95% Met Expectations*	Benchmark Met
CED Program Objective	KPI and Dispositions	Outcome	Evaluation of Outcome
Competently apply counseling theories, skills, and conceptual models to guide their professional practice.	CED 727 Counseling Session - CCSR score (on counseling practice session)	Exceeds: 95% Meets: 2.5% Below: 2.5%	Benchmark Met
	CED 751 Case Presentation # 1 (Theory application score on Case Presentation Rubric)	Exceeds: 100% Meets: 0% Below: 0%	Benchmark Met
	CPCE Subscale #C3	$M = 9.75$	Benchmark Met
	PPC Form Item #1, 3, 7, 11, 15, 18	>95% Met Expectations*	Benchmark Met
CED Program Objective	KPI and Dispositions	Outcome	Evaluation of Outcome
Understand and implement counseling group facilitation skills, theoretical foundations of group counseling/group work, and approaches towards group development, and dynamics for different types of groups.	CED 733 Original Eight Week Counseling Group	Exceeds: 100% Meets: 0% Below: 0%	Benchmark Met
	CPCE Subscale #C4	$M = 12.08$	Benchmark Met
	PPC Form Item #9, 10	>95% Met Expectations*	Benchmark Met
CED Program Objective	KPI and Dispositions	Outcome	Evaluation of Outcome
Demonstrate an understanding and application of best practices in assessment, testing, and evaluation in counseling practice.	CED 711 Assignment: Test Review	Exceeds: 95.4% Meets: 0% Below: 4.6%	Benchmark Met
	CPCE Subscale #C6	$M = 12.83$	Benchmark Met
	PPC Form Item #9, 10	>95% Met Expectations	Benchmark Met
CED Program Objective	KPI and Dispositions	Outcome	Evaluation of Outcome
Employ scientifically-driven approaches in understanding, critiquing, and/or conducting	For CMHC: CED 738: Needs Assessment	Exceeds: 55% Meets: 45% Below: 0%	Benchmark Met

program evaluation/research in counseling to guide professional practice.	For SC: CED 713: Needs Assessment	Exceeds: 95.4% Meets: 0% Below: 4.6%	Benchmark Met
	CPCE Subscale #C7	$M = 9.83$	Benchmark Met
	PPC Form Item #9, 10	>95% Met Expectations*	Benchmark Met
CED Program Objective	KPI and Dispositions	Outcome	Evaluation of Outcome
UNLV CMHC students will learn to assess, diagnose, treat, and advocate for clients in a multicultural society while emphasizing wellness, development, and evidenced-based practices.	CED 738 Treatment Plans (Module 2)	Exceeds: 100% Meets: 0% Below: 0%	Benchmark Met
	CED 766 Case Simulation	Exceeds: 100% Meets: 0% Below: 0%	Benchmark Met
	PPC Form Item #9, 10	>95% Met Expectations*	Benchmark Met
CED Program Objective	KPI and Dispositions	Outcome	Evaluation of Outcome
UNLV school counseling students will learn to design and deliver developmentally appropriate and culturally responsive school counseling interventions (including curricula) that are based on analyzing data (in an ongoing process to assess learning, motivational, and developmental needs of students) and delivered within the context of a comprehensive school counseling program.	CED 713 Assignment: School Counselors – school board presentation (ASCA National Model Components).	Exceeds: 90.1% Meets: 0% Below: 9.9%	Benchmark Met
	CED 750 School Counseling Lesson Delivery & Feedback (in field experience)	Exceeds: 100% Meets: 0% Below: 0%	Benchmark Met
	PPC Form Item #9, 10	>95% Met Expectations*	Benchmark Met

*These do not include any specific remediation PPC scores issued outside of program evaluation cycle.

Summary of Results

Analysis of KPI Assignments: All KPI assignments met the benchmark of at least 80% of students meeting or exceeding outcome measurement. During a global pandemic, this is excellent news. We will stay the course and continue improving and fine-tuning our courses.

Analysis of CPCE Data: All CPCE subscale mean scores were passing scores, with meets the benchmark. We will continue to monitor scores on all subscales and provide support to students, including study sessions.

Analysis of PPC Data: All PPC outcomes met the benchmark of at least 80% “meeting expectations.” Again, in a year that saw our students impacted by COVID-19, this is great. We will continue to attune to student needs and assess their dispositions.

Analysis of Program Objectives overall: Given the difficult year for everyone during the COVID-19 global pandemic, the students worked hard with faculty support. This is evident in passing benchmarks for all but one CP each program objective. Faculty will continue to work to improve the program, including the recent addition of courses that help the students meet licensure needs in the state of Nevada.

Program modifications Based on Data: None.

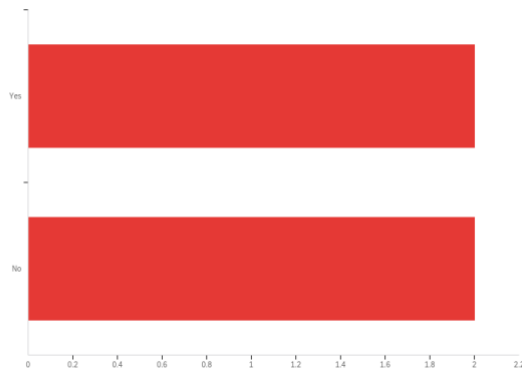
SURVEY DATA

Employers Survey

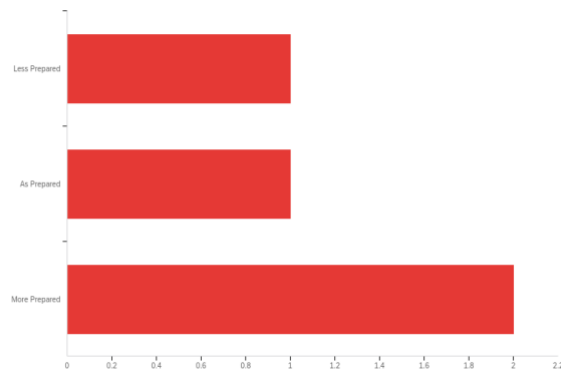
In a survey sent out to employers of CED graduates, we gained valuable information. We had a 43.75% response rate.

Setting	Responses
School	2
Clinical Mental Health	2

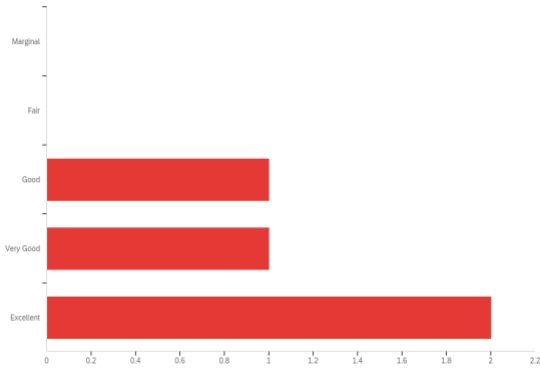
Do you consider the fact that a candidate completed his/her training and licensure with the College of Education?



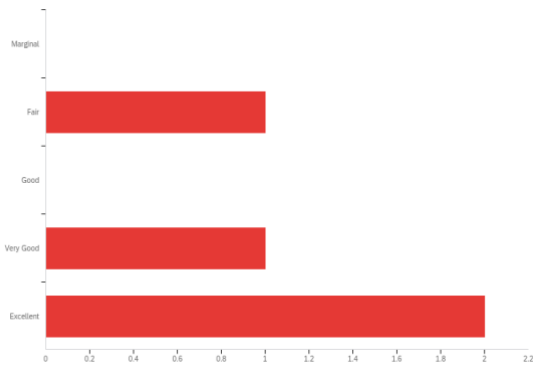
Compared to graduates of other universities, graduates from the UNLV College of Education Counseling Program are:



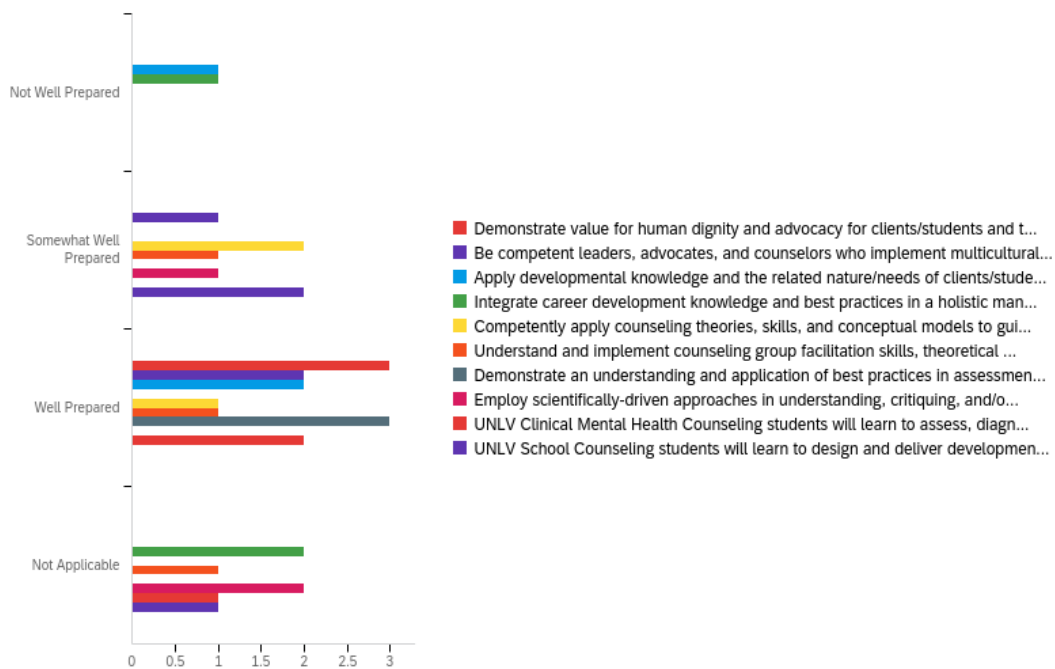
What is your overall rating of the job performance of UNLV College of Education Counseling Program graduates?



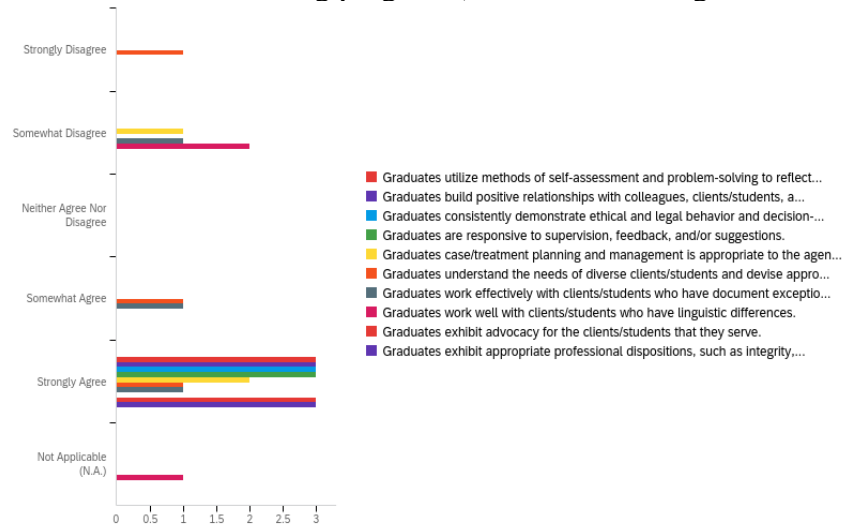
What is your overall rating of the quality of UNLV College of Education Counseling program in preparing well-qualified education professionals?



What is your overall rating of the quality of UNLV College of Education Counseling program in preparing well-qualified education professionals?



Please indicate to what extent you agree with the following statements about the graduates of the College of Education Counseling program (School Counseling, Clinical Mental).



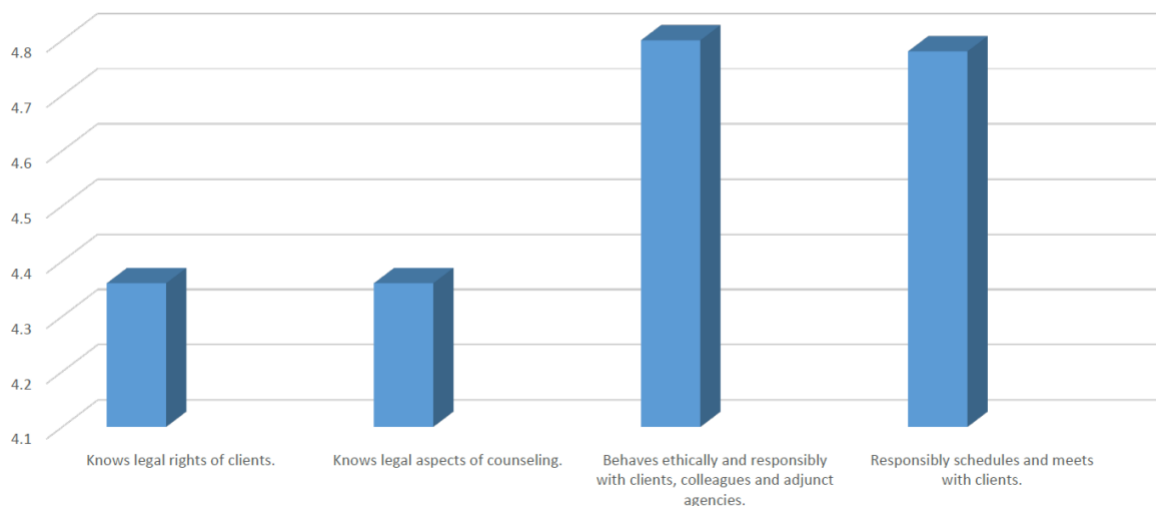
Analysis of Survey Results: Overall, employers of CED graduates found them to be prepared with good job performance in a variety of objective areas. This is great news!

Program modifications based on data: None.

Site Supervisor Rating of Intern Survey

At the end of the academic term, each site supervisor rates her/his supervisee (practicum/internship student) on 22 items intended to measure competency and professional skill. Across the 22 items Site Supervisors rated CED Students on a scale from 1 – 5 (1=Clearly Deficient, 5=Clearly Excellent). The two lowest rated items and two highest rated items are in the graph below.

Highest and Lowest Site Supervisor Ratings of Interns



Analysis of Survey Results: Site Supervisors rated CED Students (on average) lowest on the items “Knows Legal Rights of Clients” and “Knows Legal Aspects of Counseling” at 4.36 each. The two highest rated items were “Behaves ethically and responsibly with clients, colleagues and adjunct agencies” at 4.8 and “Responsibly schedules and meets with clients” at 4.78. The CPCE scores point to professional orientation/ethics as an area of strength for CED students. However, a review of CED 743 for potential changes in curriculum or altering the instructional design toward greater emphasis on the legal aspects of counseling including the legal rights of clients is warranted.

Program modifications based on data: None.